

pMSCVneo-GFP-miR Cntl BART1

Absent Sites	0	AarI, AbsI, AjuI, AjuI', AlfI, AlfI', ApaI, AsiSI, AvrII, BarI, BarI', BclI, BpII, BpII', BsaBI, BsiWI, BstBI, BstXI, BstZ17I, CspCI, CspCI', FseI, FspAI, MauBI, MfeI, MluI, MreI, NruI, PacI, PflMI, PmeI, PmlI, PshAI, PstI, PspOMI, PspXI, PstI, PstI', SacII, SanDI, SbfI, SfiI, SgrDI, SnaBI, SmaI, XcmI, XhoI
AccI	1	3773
AflIII	1	4862
ArsI	1	1732
ArsI'	1	1700
BamHI	1	3766
BbsI	1	2395
BglIII	1	1411
BipI	1	2720
BsmI	1	2878
BspEI	1	2866
BstEII	1	1089
Clal	1	3793
DraIII	1	2190
EcoRI	1	2427
HindIII	1	3786
HpaI	1	2239
NdeI	1	6926
NotI	1	2158
NsiI	1	2399
PciI	1	4862
RsrII	1	3613
Sall	1	3772
Scal	1	6235
SgrAI	1	7298
SrfI	1	2320
StuI	1	2741

pMSCVneo-GFP-miR Cntl BART1

5' TGAAAGACCCACCTGTAGGTTTGGCAAGCTAGCTTAAGTAACGCCATTTTGC AAGGCATGGAAAATACATAACTGAGAATAGAGAAGTTCAGATCAAGG
 100
 3' ACTTCTG GGGTGGACATCCAAACCGTTCGATCGAATTCATTGCGGTA AACCGTTCGGTACCTTTTATGTATTGACTCTTATCTCTTCAAGTCTAGTTCC
 5' pCMV LTR

5' TTAGGAACAGAGAGACAGCAGAATATGGGCCAAACAGGATATCTGTGGTAAGCAGTTCCTGCCCCGGCTCAGGGCCAAGAACAGATGGTCCCCAGATGCG
 200
 3' AATCCTTGTCTCTCTGTCGCTTATACCCGGTTTGTCTTATAGACACCATTTCGTCAAGGACGGGGCCGAGTCCCGGTTCTTGTCTACCAGGGGTCTACGC
 5' pCMV LTR

5' GTCCCGCCCTCAGCAGTTTCTAGAGAACCATCAGATGTTTCCAGGGTGCCCCAAGGACCTGAAATGACCCTGTGCCTTATTTGAACTAACCAATCAGTTC
 300
 3' CAGGGCGGGAGTCGTCAAAGATCTCTTGGTAGTCTACAAAGTCCACGGGGTTCCTGGACTTTACTGGGACACGGAATAAACTTGATTGGTTAGTCAAG
 5' pCMV LTR

5' GCTTCTCGTCTCTGTTCGCGCCTTCTGCTCCCCGAGCTCAATAAAAAGAGCCACAAACCCCTCACTCGGCGCGCAGTCTCCGATAGACTGCGTCGCCC
 400
 3' CGAAGAGCGAAGACAAGCGCGGAAGACGAGGGGCTCGAGTTAATTTCTCGGGTGTGGGGAGTGAGCCGCGCGGTGAGGAGGCTATCTGACGCAGCGGG
 5' pCMV LTR

5' GGGTACCCGTATTCCCAATAAAGCCTCTTGCTGTTTGCATCCGAATCGTGGACTCGCTGATCCTTGGGAGGGTCTCCTCAGATTGATTGACTGCCACCT
 500
 3' CCCATGGGCATAAGGGTTAATTCGGAGAACGACAAACGTAGGCTTAGCACCTGAGCGACTAGGAACCCCTCCAGAGGAGTCTAACTAACTGACGGGTGGA
 5' pCMV LTR

5' CGGGGTCTTTTCAATTTGGAGGTTCCACCGAGATTGGAGACCCCTGCCAGGGACCACCGACCCCCCGCGGGAGGTAAGCTGGCCAGCGGTCTGTTTCG
 600
 3' GCCCCAGAAAGTAAACCTCCAAGGTGGCTCTAAACCTCTGGGGACGGGTCCCTGGTGGCTGGGGGGCGGCCCTCCATTTCGACCGGTTCGCCAGCAAAGC
 5' pCMV LTR Pack Signal

5' TGTCTGTCTCTGTCTTTGTGCGTGTTTGTGCCGCATCTAATGTTTGC GCCTGCGTCTGTACTAGTTAGCTAACTAGCTCTGTATCTGGCGGACCCGTGG
 700
 3' ACAGACAGAGACAGAAACACGCACAAACACGGCCGTAGATTACAAACCGCGGACGCAGACATGATCAATCGATTGATCGAGACATAGACCGCTGGGCACC
 Pack Signal

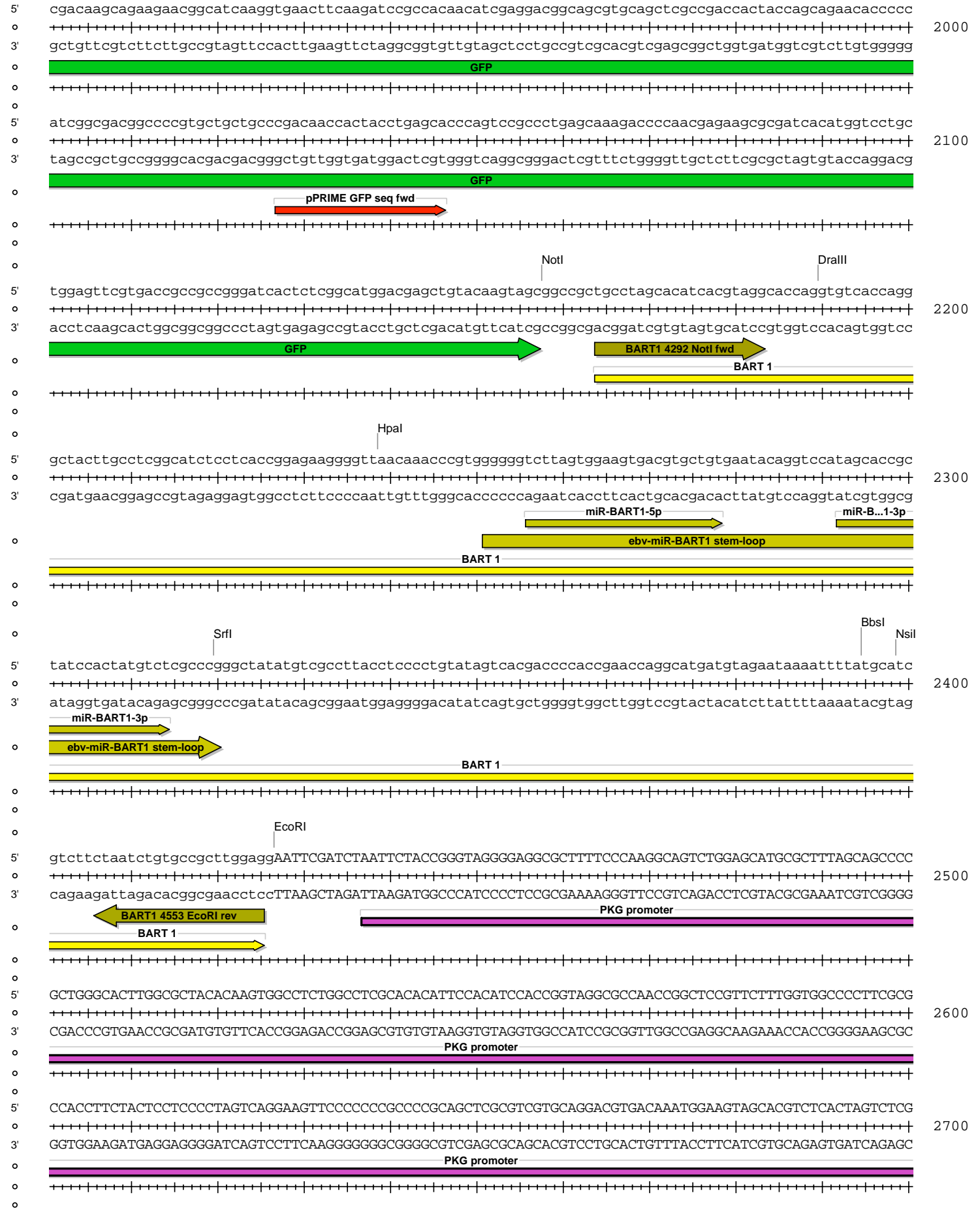
5' TGGAATGACGAGTTCGAAACCCCGCGCAACCTGGGAGACGTCCCAGGGACTTTGGGGCCGTTTGTGGCCCGACCTGAGGAAGGGAGTCGATG
 800
 3' ACCTTGACTGCTCAAGACTTGTGGGCCGGCGTTGGGACCCTCTGCAGGGTCCCTGAAACCCCGGCAAAAACACCGGGCTGGACTCCTTCCTCAGCTAC
 Pack Signal

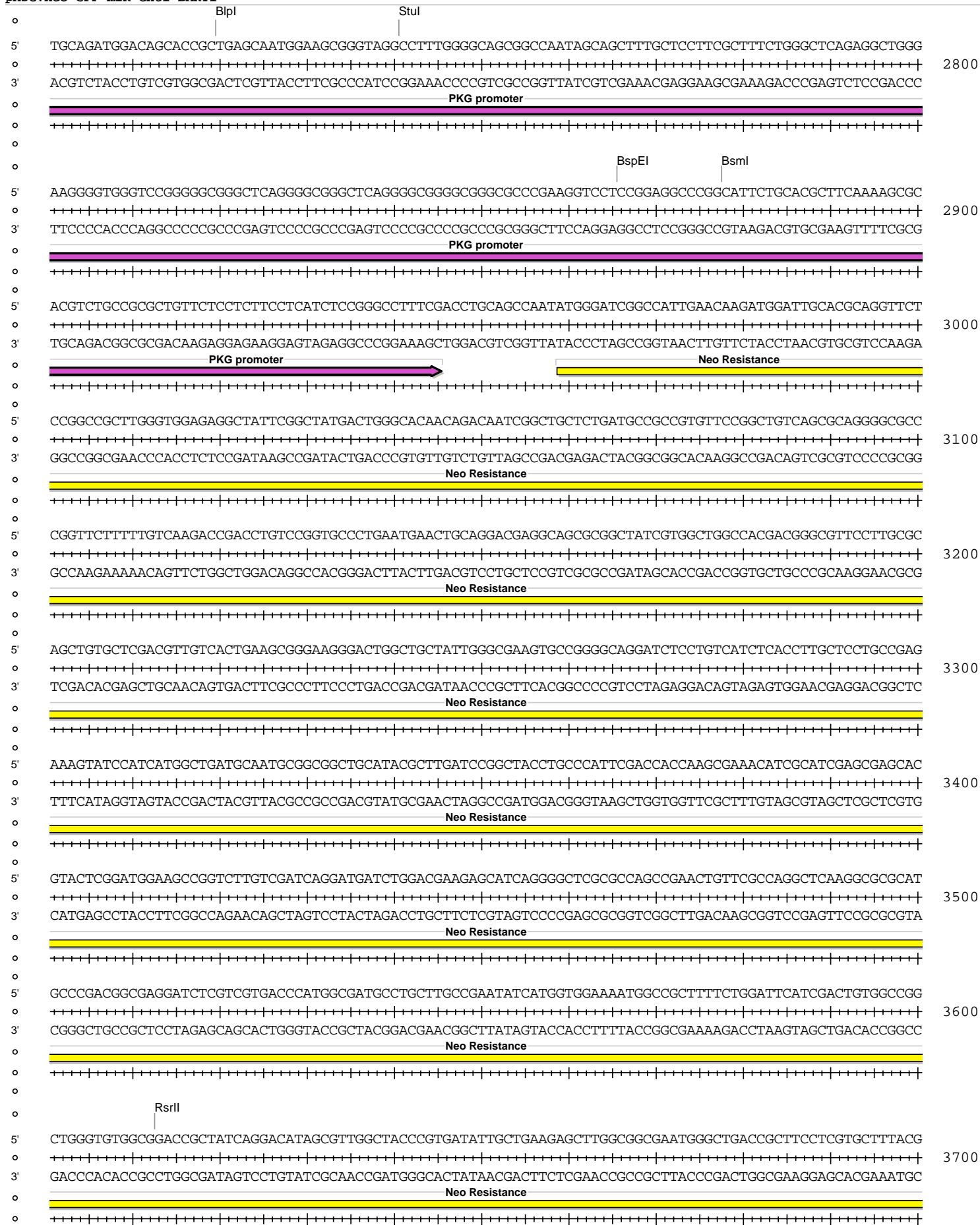
5' TGGAATCCGACCCCGTCAGGATATGTGGTCTGGTAGGAGACGAGAACC TAAAACAGTTCGCCCTCCGTCTGAATTTTGTCTTCGGTTTGAACCGAA
 900
 3' ACCTTAGGCTGGGGCAGTCTTATACACCAAGACCATCCTCTGCTCTTGGATTTTGTCAAGGGCGGAGGCAGACTTAAAAACGAAAGCCAAACCTTGGCTT
 Pack Signal


5' GCCGCGCTCTGTCTGCTGCAGCGCTGCAGCATCGTTCGTGTTGTCTCTGTCTGACTGTGTTTCTGTATTTGTCTGAAAATTAGGGCCAGACTGTTAC
 1000
 3' CGGCGCGCAGAACAGACGACGTCGCGACGTCGTAGCAAGACACAACAGAGACAGACTGACACAAAGACATAAACAGACTTTTAATCCCGGTCTGACAATG
 Pack Signal



pMSCVneo-GFP-miR Cntl BART1







pMSCVneo-GFP-miR Cntl BART1

5' GCATCGTGGTGTACGCTCGTCTTGGTATGGCTTCATTCAGCTCCGGTCCCAACGATCAAGGCGAGTTACATGATCCCCATGTTGTGCAAAAAAGC
 6100
 3' CGTAGCACCACAGTGCAGAGCAGCAAACCATACCGAAGTAAGTCGAGGCCAAGGGTGTAGTTCGGCTCAATGTACTAGGGGTACAACACGTTTTTTCG
 Amp res

5' GGTTAGCTCCTTCGGTCTCCGATCGTTGTGTCAGAAAGTAAGTTGGCCGAGTGTATCACTCATGGTTATGGCAGCACTGCATAATCTCTTACTGTGTCATG
 6200
 3' CCAATCGAGGAAGCCAGGAGGCTAGCAACAGTCTTCATTCACCCGGCGTCACAATAGTGAGTACCAATACCGTCTGACGTATTAAGAGAATGACAGTAC
 Amp res

Scal

5' CCATCCGTAAGATGCTTTTCTGTGACTGGTGTGACTCAACCAAGTCATTCTGAGAATAGTGTATGCGGCGACCGAGTTGCTCTTGCCCGCGTCAATAC
 6300
 3' GGTAGGCATTCTACGAAAAGACTGACCACCTCATGAGTTGGTTCAGTAAGACTCTTATCACATACGCCGCTGGCTCAACGAGAACGGCCGAGTTATG
 Amp res

5' GGGATAATACCGCCACATAGCAGAACTTTAAAAGTGTCTATCATTTGGAAAACGTTCTTCGGGGCGAAAACCTCAAGGATCTTACCGCTGTTGAGATC
 6400
 3' CCCTATTATGGCGCGTGTATCGTCTTGAAATTTTACGAGTAGTAACCTTTTGCAAGAAGCCCGCTTTTGAGAGTTCCTAGAATGGCGACAACCTTAG
 Amp res

5' CAGTTCGATGTAACCCACTCGTGCACCCAACTGATCTTCAGCATCTTTTACTTTTACCAGCGTTTCTGGGTGAGCAAAAACAGGAAGGCAAAATGCCGCA
 6500
 3' GTCAAGCTACATTGGGTGAGCAGTGGGTTGACTAGAAGTCGTAGAAAATGAAAGTGGTCGCAAAAGCCCACTCGTTTTTGTCTTCCGTTTTACGGCGT
 Amp res

5' AAAAAGGAATAAGGGCGACACGGAAATGTTGAATACTCATACTCTTCCTTTTTCAATATTATGAAGCATTTATCAGGGTTATTGTCTCATGAGCGGAT
 6600
 3' TTTTCCCTTATTCCCGCTGTGCCTTTACAACCTTATGAGTATGAGAAGGAAAAAGTTATAATAAAGTTCGTAAATAGTCCAATAACAGAGTACTCGCCTA
 Amp res

5' ACATATTTGAATGTATTTAGAAAAATAACAAATAGGGTTCCGCGCACATTTCCCGAAAAGTGCCACCTGACGTCTAAGAAACCATTATATCATGAC
 6700
 3' TGTATAAACTTACATAAACTCTTTTATTTGTTTATCCCAAGGCGCGTGTAAAGGGGCTTTTACGGTGGACTGCAGATCTTTGGTAATAATAGTACTG
 Amp res

5' ATTAACCTATAAAAATAGGCGTATCACGAGGCCCTTTCGTCTCGCGCTTTCCGGTGTGACGGTGAAAACCTCTGACACATGCAGCTCCCGGAGACGGTC
 6800
 3' TAAATGGATATTTTATCCGCATAGTGTCTCCGGAAAGCAGAGCGCGCAAAGCCACTACTGCCACTTTTGGAGACTGTGTACGTCGAGGGCTCTGCCAG
 Amp res

5' ACAGCTTGTCTGTAAGCGGATGCCGGGAGCAGACAAGCCCGTCAGGGCGCGTCAGCGGGTGTGGCGGGTGTGGGGCTGGCTTAACTATGCGGCATCAG
 6900
 3' TGTGAAACAGACATTGCCTACGGCCCTCGTCTGTTCCGGCAGTCCCGCGCAGTCGCCACAACCGCCACAGCCCGACCGAATTGATACCGCTAGTC
 Amp res

Ndel

5' AGCAGATTGTACTGAGAGTGCACCATATGCGGTGTGAAATACCGCACAGATGCGTAAAGGAGAAAATACCGCATCAGGCGCCATTGCCATTGAGGCTGCG
 7000
 3' TCGTCTAACATGACTCTCACGTGGTATACGCCACACTTTATGGCGTGTCTACGCATTCCTCTTTTATGGCGTAGTCCGCGGTAAGCGGTAAGTCCGACGC
 Amp res

5' CAACTGTTGGGAAGGGCGATCGGTGCGGGCTCTTCGCTATTACGCCAGCTGGCGAAAGGGGGATGTGCTGCAAGGCGATTAAGTTGGGTAACGCCAGGG
 7100
 3' GTTGACAACCTTCCCGCTAGCCACGCCCGGAGAAGCGATAATGCGGTGACCGCTTTCCCTACACGACGTTCCGCTAATTCACCCATTGCGGTCCC
 Amp res

